

Projekt: Narzędzia zarządzania testowaniem – badanie narzędzia

Część 2.2 Badanie TestRail

Projekt – Części

- **Część 1** dostępna pod adresami:
 - <http://www.testerzy.pl/artykuly/narzedzie-do-zarzadzanie-testowaniem-czesc-1-analiza>
 - <http://www.slideshare.net/testerzy/narzdzia-zarzadzania-testowaniem-analiza-ryнку>
- **Część 2.1 (TestLink)** dostępna pod adresami:
 - <http://www.testerzy.pl/artykuly/narzedzie-do-zarzadzanie-testowaniem-czesc-2-1-testlink>
 - <http://www.slideshare.net/testerzy/analiza-testlink-narzdzie-do-zarzadzania-testowaniem>

Projekt – Zespół

- Lider: Radosław Smilgin
- Zespół testerów w testerzy.pl

"Analiza została wykonana dla ING Banku Śląskiego"

Test Rail

- Zarządzanie testami i wykonaniem testów
 - Bez wymagań
 - Łatwa instalacja
 - Część funkcji wymaga dodatkowych zmian poza interfejsem graficznym
 - Załączniki
 - Wątki tła (background task)
 - Integracja z JIRA

Background Task	
Installed	Yes
Status	Idle (not locked, 0 messages)
Last run	2012-08-24 08:49

Test Rail

- Dobre rozwiązania
 - Nawigacja po zakładkach zapisuje już uzupełnione pola na innych zakładkach
 - Funkcja Forecast – przewidująca koniec testów
 - Potencjalna możliwość importu plików scenariuszy (format XML)

Test Rail

- Potencjalne zagrożenia
 - Nie ma zabezpieczenia przed wyjściem ze strony niezapisanego formularza
 - Ograniczona integracja z JIRA
 - Wymaga „doprogramowania”
 - Możliwe problemy z integracją z JIRA dla pól wymaganych i niewymaganych
 - Brak rozbudowanych raportów
 - Brak raportu zbierającego defekty na Test Run

Test Rail

- Zakładanie projektu przez Administratora

The image shows the TestRail QA interface. On the left is the 'Add Project' form with fields for Name, Announcement, and completion status. In the center is the 'Default Access' dropdown menu showing a list of users. On the right is the 'Integration' configuration panel with fields for Defect View Url, Defect Add Url, Defect Plugin (set to Jira), Defect Plugin Configuration (with a sample Jira configuration), Reference View Url, and Reference Add Url. A blue callout box with the text 'Podpięcie wymagań' points to the 'Integration' tab.

Podpięcie wymagań

Test Rail

- Standardowe role i ich definiowanie (Administrator)

Role
Guest
Tester
Designer
Lead (Default)

Name *

Ex: Lead, Tester or Guest

This role is the default role

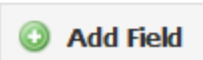
The default role is the pre-selected role for new users and the fallback role for users when you delete other roles. Only one role can be selected as the default.

Permissions	Add/Edit	Delete	Close
Attachments	<input type="checkbox"/>	<input type="checkbox"/>	
Test Results	<input type="checkbox"/>		
Runs & Plans	<input type="checkbox"/>	<input type="checkbox"/>	<input type="checkbox"/>
Configurations	<input type="checkbox"/>	<input type="checkbox"/>	
Cases & Sections	<input type="checkbox"/>	<input type="checkbox"/>	
Suites	<input type="checkbox"/>	<input type="checkbox"/>	
Milestones	<input type="checkbox"/>	<input type="checkbox"/>	

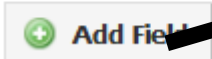
Test Rail

- Kustomizacja - pola (administrator)

Case Field	Type	Location			
preconds (Warunek wstępny)	Text	Bottom	↓	✎	⊖
steps (Kroki)	Text	Bottom	↑ ↓	✎	⊖
expected (Expected Result)	Text	Bottom	↑ ↓	✎	⊖
testtestowydwa (extracomment)	Text	Bottom	↑	✎	⊖



Test Field
No custom fields.




Type *

- Checkbox
- Checkbox**
- Date
- Dropdown
- Integer
- Milestone
- Steps
- String
- Text
- Url (Link)
- User

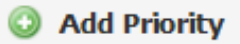
Test Rail

- **Kastomizacja – inne (administrator)**

Case Type
Automated
Functionality
Other (Default)
Performance
Regression
Usability


 **Add Type**

Priority
5 - Must Test
4 - Must Test (Default)
3 - Test If Time
2 - Test If Time
1 - Don't Test

 **Add Priority**

Test Rail

- Dashboard projektowy lidera



tesING

[Todos](#) | [Milestones](#) | [Test Runs](#) | [Test Suites](#)

This project is empty. Add your first [test suite](#).

Test Rail

- Widok projektu (lider)

The screenshot shows the Test Rail interface for a project named 'tesING'. The top navigation bar includes 'Overview', 'Todo', 'Milestones', 'Test Runs & Results', and 'Test Suites & Cases'. The main content area features a dashboard with a line chart showing progress over time (8-8 to 8-22). To the right of the chart, a summary for the past 14 days shows 0 Passed, 0 Blocked, 0 Retest, and 0 Failed. Below the chart are two sections: 'Upcoming Milestones' and 'Latest Test Runs', both indicating that no active items are present and providing 'Add' buttons. A right-hand sidebar contains 'Actions' (Milestones, Test Suites) and 'Todos' (None).

tesING

Overview | **Todo** | Milestones | Test Runs & Results | Test Suites & Cases

P5 tesING

Dashboard » tesING

1

0

8-8 8-10 8-12 8-14 8-16 8-18 8-20 8-22

In the past 14 days:

- 0 Passed**
0% were successful.
- 0 Blocked**
0% marked as blocked.
- 0 Retest**
0% marked as retest.
- 0 Failed**
0% were unsuccessful.

Upcoming Milestones

This project doesn't contain any active milestones. You can add a new milestone.

Add Milestone

Latest Test Runs

This project doesn't contain any active test runs or test suites. You can add a new test suite.

Add Test Suite

Actions

- Milestones
[Add](#) | [View All](#)
- Test Suites
[Add](#) | [View All](#)

Todos

None.

Test Rail

- Widok projektu (lider)

The screenshot shows the TestRail interface for a project named 'tesING'. The top navigation bar includes 'Overview', 'Todos', 'Milestones', 'Test Runs & Results', and 'Test Suites & Cases'. The 'Overview' tab is active. The main content area features a dashboard with a bar chart showing progress over time (8-8 to 8-22). A blue callout box with the text 'Zadania do wykonania' (Tasks to be performed) points to the chart area. To the right of the chart, a summary for the past 14 days shows 0 Passed, 0 Blocked, 0 Retest, and 0 Failed. Below the chart are two sections: 'Upcoming Milestones' and 'Latest Test Runs', both indicating that no active milestones or test runs exist. The right sidebar contains 'Actions' (Milestones, Test Suites) and 'Todos' (None).

tesING

Overview | **Todos** | Milestones | Test Runs & Results | Test Suites & Cases

P5 tesING

Dashboard » tesING

In the past 14 days:

- 0 Passed**
0% were successful.
- 0 Blocked**
0% marked as blocked.
- 0 Retest**
0% marked as retest.
- 0 Failed**
0% were unsuccessful.

Zadania do wykonania

Upcoming Milestones

This project doesn't contain any active milestones. You can add a new milestone.

[+ Add Milestone](#)

Latest Test Runs

This project doesn't contain any active test runs or test suites. You can add a new test suite.

[+ Add Test Suite](#)

Actions

- Milestones
[Add](#) | [View All](#)
- Test Suites
[Add](#) | [View All](#)

Todos

None.

Test Rail

- Widok projektu - > milestones (lider)

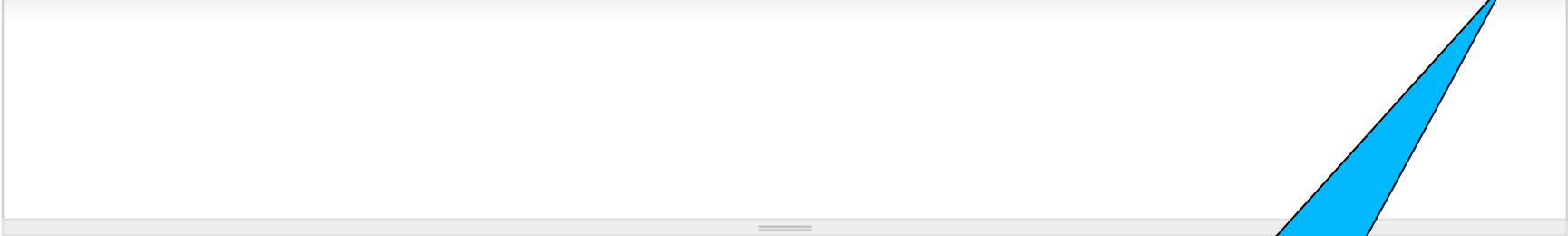
Name *

Ex: Version 1.0 or Internal Beta 2

Due On

The expected due date of this milestone.

Description



Use this description to describe the purpose and goals of this milestone.

This milestone is completed
Tests and test cases can only be assigned to active milestones.

Dodawanie obrazka

Test Rail

- Widok projektu - > milestones na liście (lider)

The screenshot displays the TestRail interface for project milestones. It is divided into two main sections: 'Upcoming' and 'Completed'.

Upcoming

- Version 1.0**
Due on 2012-08-31 | [Edit](#)
There are no active test runs. Progress: 0%
- Version 1.1**
Due on 2012-09-10 | [Edit](#)
There are no active test runs. Progress: 0%

Completed

- Version 0.9** 2012-08-22

Test Rail

- Definicje
 - Test run – Wykonanie Test Suite lub Test Case
 - Test cases – przypadek testowy do wykonania
 - Section – organizowanie testów w grupy
- Test Suites
 - All test cases
 - » Test Case
 - Section (i Subsection)
 - » Test Case

Test Rail

- Nowy przypadek testowy (lider)

The screenshot shows the 'Edit Test Case' page in Test Rail. The interface includes a breadcrumb trail: Dashboard » testNG » Test Suites & Cases » Zestaw testów 1 » Edit Test Case. The main form contains the following fields and sections:

- Title ***: Logowanie użytkownika o uprawnieniach admin. Example: *Opening a simple log file*.
- Section ***: Logowanie
- Type ***: Other
- Priority ***: 5 - Must Test
- Estimate**: 1h
- Milestone**: Version 1.0
- References**: ID JIRA
- Warunek wstępny**: WW1
- Kroki**: Krok 1, Krok 2
- Expected Result**: Zalogowany.

Callouts point to the following features:



- Referencja (defekt, wiki, RM, Word, Excel)**: Points to the 'References' field.
- Estymacja wykonania**: Points to the 'Estimate' field.
- Załącznik**: Points to the 'Add Attachment' button.
- Dodawanie obrazka**: Points to the image upload icon in the 'Expected Result' field.
- Możliwość formatowania tekstu**: Points to the 'Title' field.

At the bottom, there are 'Save Test Case' and 'Cancel' buttons.

Test Rail

- Nowy przypadek testowy (lider)
 - Przypadek otrzymuje automatycznie ID

Logowanie

<input type="checkbox"/>	ID	Title	
<input type="checkbox"/>	C299	Logowanie użytkownika o uprawnieniach administrator	 

[Add Test Case](#) | [Add Subsection](#)

- Brak wersjonowania przypadków – historia zmian

sierpień 2012

Updated Title Logowanie użytkownika o uprawnieniach admin → Logowanie użytkownika o uprawnieniach administrator By **radek** on 2012-08-22 16:35

Updated Estimate 2 days 5 hours → 1 hour By **radek** on 2012-08-22 16:22

Created This test case was created. Changes to this test case are displayed above, separately for each update. By **radek** on 2012-08-22 16:21

[Show All](#)

Test Rail



- Kopiowanie sekcji i przypadków testowych z innego projektu

Copy or Move Test Cases [Close]

Source *

TestowyMH > Narzedzie do zarządzania przypadkami testowymi v0.1.0

Select All | None

TestRail1-testrail (3)

ID	Title
<input type="checkbox"/>	C272 Instalacja-TR1
<input type="checkbox"/>	C273 Uruchomienie-tr1
<input type="checkbox"/>	C274 Wybór nazwy do aplikacji - "KrólPrzypadkówTestowych" - zbyt polskie

Administracja (1)

ID	Title
<input type="checkbox"/>	C260 Formularz logowania do panelu admina

Projekt (6)

ID	Title
<input type="checkbox"/>	C261 Towrzenie nowego projektu
<input type="checkbox"/>	C262 Usuwanie projektu
<input type="checkbox"/>	C263 Edycja projektu

Also copy/move sections Append to: [Dropdown]

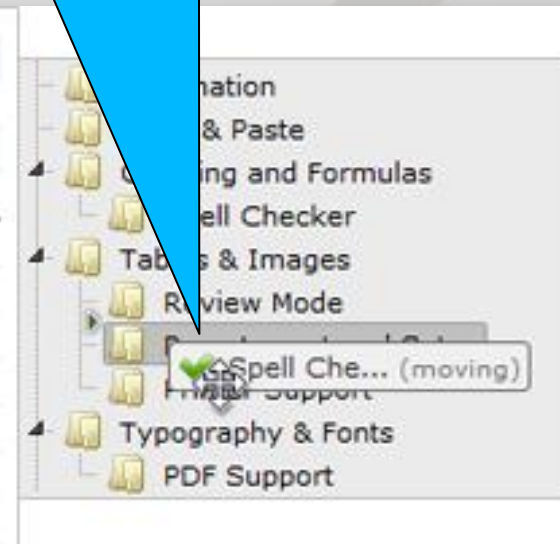
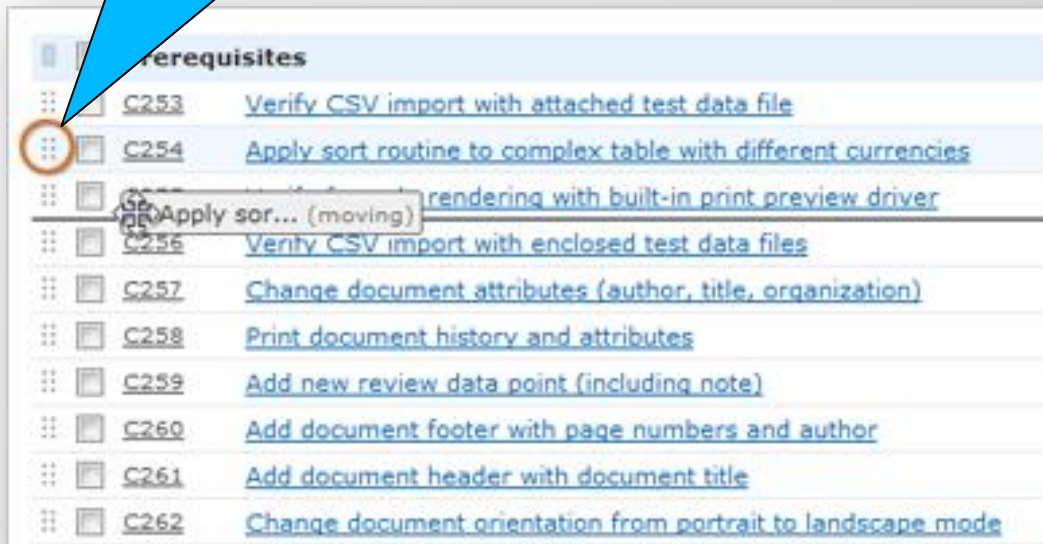
Test Rail



- Kopiowanie sekcji i przypadków testowych w ramach jednego projektu

Drag & drop – move
Shift + drag & drop - copy

Drag & drop – move
Shift + drag & drop - copy



Test Rail

- Test Run (link)

Select Cases

Select [All](#) | [None](#)

Logowanie (0)

ID	Title
----	-------

Logowanie poprawne (2)

ID	Title
C301	Logowanie użytkownika o uprawnieniach...
C302	Logowanie użytkownika o uprawnieniach...

Logowanie z niepoprawnymi danymi (2)

ID	Title
C299	Logowanie użytkownika o uprawnieniach...
C300	Logowanie użytkownika o uprawnieniach...

Wylogowanie (0)

ID	Title
----	-------

Wylogowanie poprawne (2)

[OK](#) [Cancel](#)

[Add Test Run](#) [Cancel](#)

All test cases included ([select cases](#))

Selection Filter

- Estimate ▾
- Forecast ▾
- Milestone ▾
- Priority ▾
- References ▾
- Section ▾
- Title ▾
- Type ▾

[Update Selection](#)

Test Rail

- Test Run dla testera – Todo (tester)

Add Test Result

Status *
Failed
Set the test status (*passed, failed* etc.).

Comment
Describe your test result.
[Add Attachment](#)

Assign To
Assign to another team member.

Version
The version you tested against.

Elapsed
How long the test took.

Defects [Push](#) [Add](#)
A list of IDs in your bug tracker.

Add Test Result **Cancel**

ID	Title	Assigned To	Status
T463	Logowanie		Untested
T464	Logowanie		Untested
T465	Logowanie		Untested
T466	Logowanie		Untested
T467	Logowanie użytkownika o uprawnieniach administrator	radek	Untested
T468	Logowanie użytkownika o uprawnieniach lead	radek	Untested

Test Rail

- Raportowanie defektu (t

Add Test Result

Status *
Failed
Set the test status (passed, failed etc.).

Comment
Describe your test result.
[Add Attachment](#)

Assign To
Assign to another team member.

Version
The version you tested against.

Elapsed
How long the test took.

Defects [Push](#) [Add](#)
A list of IDs in your bug tracker.

[Add Test Result](#) [Cancel](#)

Push Defect

Summary *
Failed test: Logowanie użytkownika o uprawnieniach administrator

Issue Type * Bug **Project *** **Component ***

Description
Test: Logowanie użytkownika o uprawnieniach administrator
http://192.168.1.125/testrail/index.php?/tests/view/498

[Submit](#) [Cancel](#)

Create Issue

Project * testING

Issue Type * Bug

[Next](#) [Cancel](#)

Test Rail

- Link do defektu w TestRail (tester)



Raportującym będzie TestRail (nie konkretna osoba)



testING / TESTING-2

Failed test: Logowanie użytkownika o uprawnieniach administrator

Edit Assign Comment More Actions Start Progress Resolve Issue Workflow Views

Details

Type:	Bug	Status:	Open (View Workflow)
Priority:	Major	Resolution:	Unresolved
Affects Version/s:	None	Fix Version/s:	None
Component/s:	kompo1		
Labels:	None		

People

Assignee:	Radosław Smilgin
Reporter:	TestRail
Vote (0)	watch (0)

Dates

Created:	Today 9:58 AM
Updated:	Today 9:58 AM

Description

Test: Logowanie użytkownika o uprawnieniach administrator
<http://192.168.1.125/testrail/index.php?tests/view/498>

Test Rail

- Czas wykonywania testów (lider / tester)

T484 Logowanie użytkownika o uprawnieniach administrator ↓

Dashboard » tesING » Test Runs & Results » Czwarty test dla zestawu 1 » Logowanie użytkownika o uprawnieniach administrator

Type	Priority	Estimate	Milestone
Other	5 - Must Test	1 hour	Version 1.0

References
ID JIRA

Estymowany czas trwania testu

Obliczany czas trwania testu

Test Timer

⏸ Pause ⏹ Stop

You've been working on this test for 0 minutes.

Test Rail

- Czas wykonywania testów – miary i wyliczenia (lider / tester)



Based on the current activity and forecasts, the projected completion date for this milestone is:

2012-08-23

Low accuracy, more data needed

Za mało danych

Przewidywania

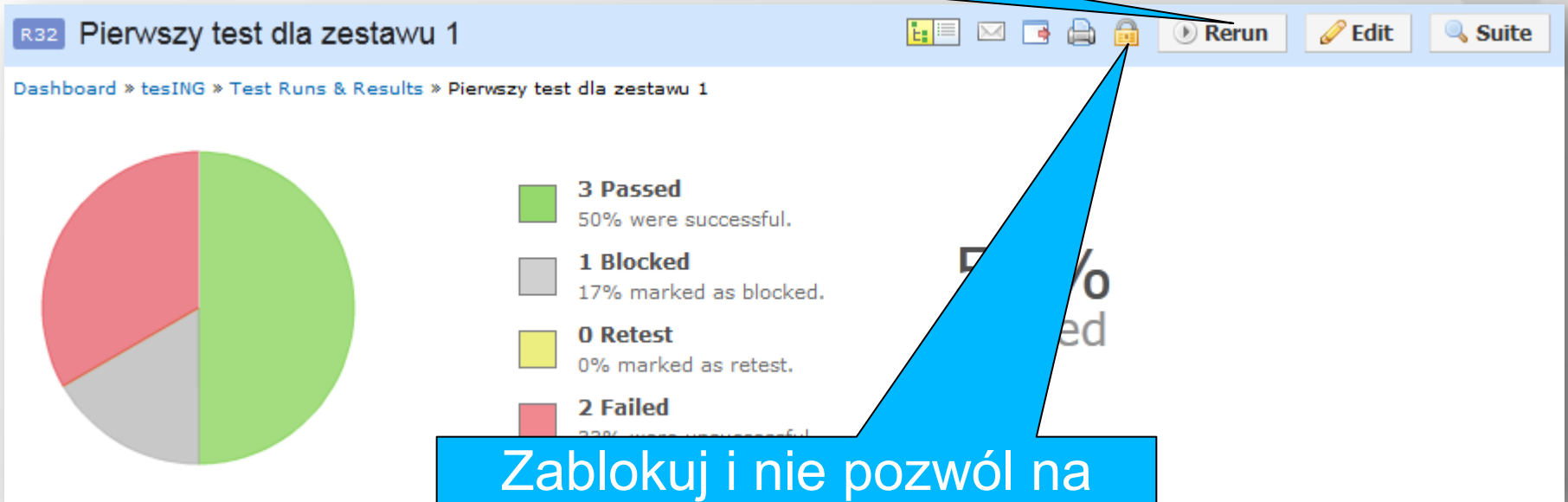


Metric	By Estimate	By Forecast
Completed	30h 0m	30h 0m
Todo	0h 0m	0h 0m
Total	30h 0m	30h 0m

Test Rail

- Test Run - raport dla testów (lider)

Uruchom ponownie
wybrane przypadki



Zablokuj i nie pozwól na
modyfikacje

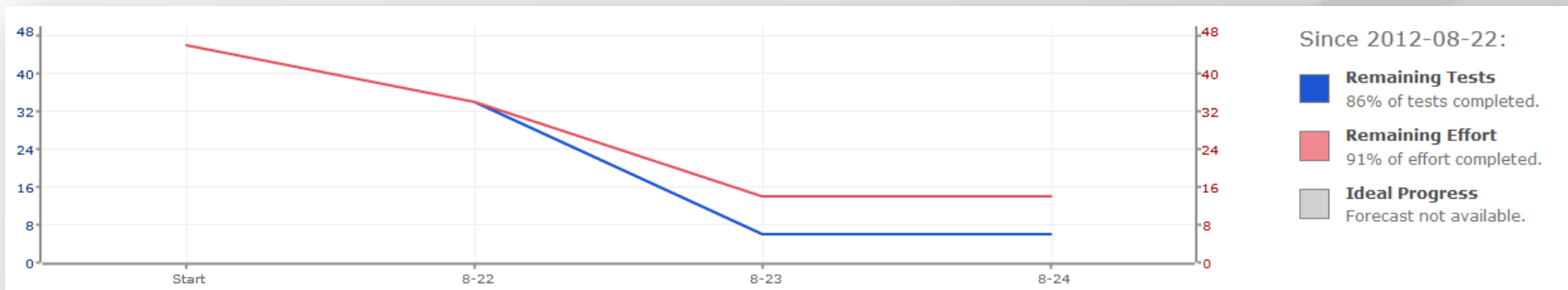
Test Rail

- Test Run - raport postępu jakości (lider)



Test Rail

- Test Run - raport postępu prac (lider)



Test Rail

- Test Run - podsumowanie wykonania testów (lider)



This test run was started **11 minutes ago**
(2012-08-22).

Completed: 100% (6/6)
Tests / day: 6
Hours / day: n/a

Test Rail


- Milestone – raport z postępu



Version 1.0

Due on 2012-08-31 | [Edit](#)

There is **1 test run** active.



Test Rail

- Personalizowanie widoku zestawu testów

The screenshot displays the Test Rail interface for a test suite named "Zestaw testów 1". The breadcrumb navigation shows the path: Dashboard » tesING » Test Suites & Cases » Zestaw testów 1. The main content area is titled "Logowanie" and contains three tables. The first table, "Logowanie", has columns "ID" and "Title" and contains one row with ID "C299" and title "Logowanie użytkownika o uprawnieniach administrator". Below the table are links for "Add Test Case" and "Add Subsection". The second table, "Logowanie poprawne", also has "ID" and "Title" columns and includes "Add Test Case" and "Add Subsection" links. The third table, "Logowanie z niepoprawnymi danymi", has the same structure. Two modal windows are open over the interface. The "Select Columns" modal is positioned over the first table and shows a table with two columns: "Column" and "Width". The "ID" row has a width of "60" and a downward arrow icon, while the "Title" row has a double-headed arrow icon and an upward arrow icon. Below this table is an "Add Column" link and two buttons: "Update Columns" (with a green checkmark) and "Cancel" (with a red X). The "Add Column" modal is positioned over the second table and features a "Column *" dropdown menu with "Estimate" selected. Below the dropdown is the instruction "Select the column to add to the tables." and two buttons: "Add Column" (with a green checkmark) and "Cancel" (with a red X).

Test Rail

- Wyszukiwarka (lider)



Search

Dashboard » tesING » Search

Field Query is a required field.

Query *

Enter a search term or specific ID.

 Find

Help

You can enter a generic search term or jump directly to a specific ID (entity symbol followed by the actual number).

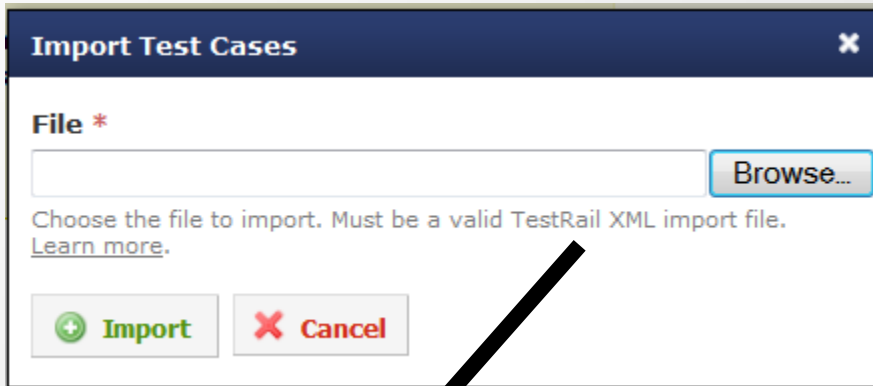
The following entity symbols are supported:

C for Test Cases
M for Milestones
P for Projects
R for Test Runs
S for Test Suites
T for Tests

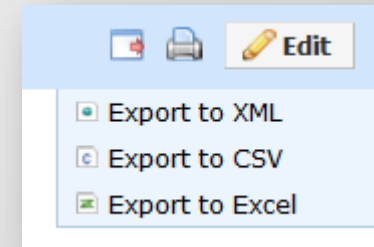
So, to go to the test with ID 17, just enter T17.

Test Rail

- Import / Eksport (lider)



.../testrail/index.php?/help/import



Więcej informacji na stronie

<http://testerzy.pl>

Masz pytania? Napisz na

kontakt@testerzy.pl